

DATA INPUT PAGE FOR CITIZEN'S GUIDE TO LOCAL UNIT FINANCES

Local Unit Name: Village of Ugly
 Local Unit Code: 32-3-090

	<u>2015</u>	<u>2016</u>	<u>2017</u>	<u>2018</u>	<u>2019</u>	<u>Per capita information</u>	
						<u>2018</u>	<u>2019</u>
<u>Statement of Revenues & Expenditures - All governmental funds</u>							
Revenues							
Taxes	303,255	271,065	282,813	272,772	281,608	338	
Licenses & Permits	3,402	3,775	4,843	5,108	5,410	6	
Federal Government						-	-
State Government	144,751	176,269	327,928	243,860	266,346	303	
Local Contributions	26,727	45,310	42,721	69,482	71,849	86	
Charges for Services	192,841	205,265	188,705	193,990	56,256	241	
Fines & Forfeitures	1,012	823	927	9,192	379	11	
Interest & Rents	69,510	63,399	71,224	94,739	89,849	118	
Other Revenues	39,694	41,233	21,297	13,696	21,076	17	
Total Revenues	781,192	807,139	940,458	902,839	792,773	1,120	-
Expenditures							
General Government	41,334	46,950	57,407	64,956	65,583	81	
Police & Fire	123,113	130,041	112,902	103,185	104,990	128	
Other Public Safety						-	-
Roads						-	-
Other Public Works	318,767	398,312	512,754	383,395	327,025	476	
Health & Welfare						-	-
Community/Econ. Development	288	3,848		16,133	5,475	20	
Recreation & Culture	75,500	90,063	84,502	88,987	87,511	110	
Capital Outlay	46,548	63,403	30,018	220,070	11,971	273	
Debt Service	48,343	47,691	20,398	19,168	14,542	24	
Other Expenditures	96,257	89,406	119,837	153,836	60,510	191	
Total Expenditures	750,150	869,714	937,818	1,049,730	677,607	1,302	-
Surplus (Shortfall)	31,042	(62,575)	2,640	(146,891)	115,166	(182)	-

DATA INPUT PAGE FOR CITIZEN'S GUIDE TO LOCAL UNIT FINANCES

Local Unit Name: Village of Ugly
 Local Unit Code: 32-3-090

	<u>2015</u>	<u>2016</u>	<u>2017</u>	<u>2018</u>	<u>2019</u>	<u>Per capita information</u>	
						<u>2018</u>	<u>2019</u>
<u>Financial Position - All governmental funds</u>							
Nonspendable						-	-
Restricted					134,005	-	
Committed	856,245	824,083	885,964	844,934	997,514	1,048	
Assigned	17,772	13,926	13,697	13,984		17	-
Unassigned	673,045	584,132	556,063	549,852	227,119	682	
Total Fund Balance	1,547,062	1,422,141	1,455,724	1,408,770	1,358,638	1,747	-

Liabilities not counted on a modified-accrual basis

Pensions

Date of actuarial valuation:							
Assets	588,653	618,706	636,725	720,473	674,914		
Actuarial Liability	809,394	834,098	949,978	951,652	979,535		
Unfunded (Overfunded)	220,741	215,392	313,253	231,179	304,621	287	
Percent funded	73%	74%	67%	76%	69%		

OPEB

Date of actuarial valuation:							
Assets						-	
Actuarial Liability						-	
Unfunded						-	
Percent funded	#DIV/0!	#DIV/0!	#DIV/0!	#DIV/0!	#DIV/0!		
Sum of All Pension & OPEB Plans							
Assets	588,653	618,706	636,725	720,473	674,914		
Actuarial Liability	809,394	834,098	949,978	951,652	979,535		
Unfunded	220,741	215,392	313,253	231,179	304,621	287	
Percent funded	73%	74%	67%	76%	69%		

DATA INPUT PAGE FOR CITIZEN'S GUIDE TO LOCAL UNIT FINANCES

Local Unit Name: Village of Ubly
 Local Unit Code: 32-3-090

	<u>2015</u>	<u>2016</u>	<u>2017</u>	<u>2018</u>	<u>2019</u>	<u>Per capita information</u>	
						<u>2018</u>	<u>2019</u>
Debt							
Bonds & Contracts Payable	436,677	401,677	366,677	331,677	315,816		
Capital Leases						-	
Other Contractual Debt						-	
Structured Debt	436,677	401,677	366,677	331,677	315,816	-	-
Employee Compensated Absences	37,430	31,629	34,904	37,716	7,418	412	
Landfill Closure & Postclosure Care						47	-
Uninsured Losses						-	-
Other Claims & Contingencies						-	-
Total Long Term Debt (Excluding Pension & OPEB)	474,107	433,306	401,581	369,393	323,234	459	-

Population Information

	868	868	806	806	806
--	-----	-----	-----	-----	-----

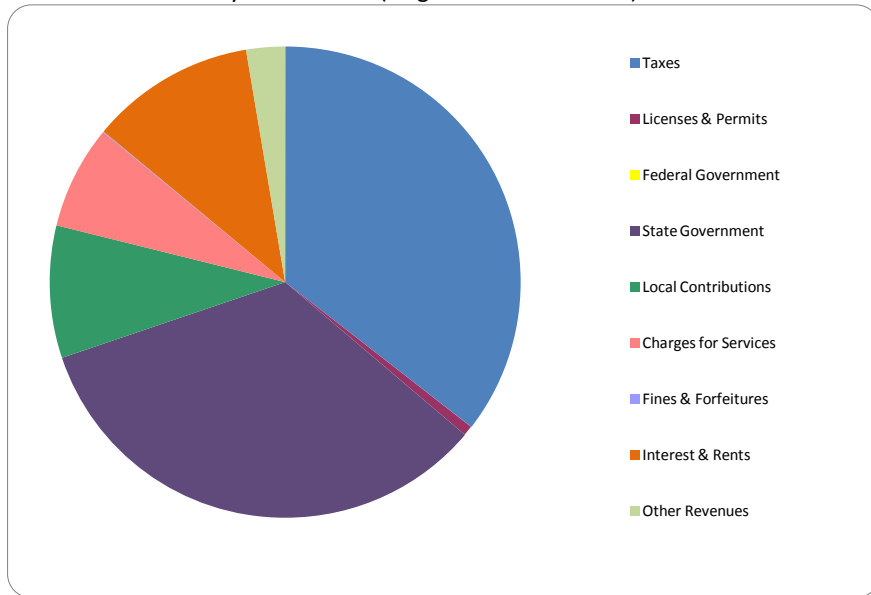
Contact Information

Contact Name: Barbara Butch
 Contact Phone Number: 989-658-2141

CITIZEN'S GUIDE TO LOCAL UNIT FINANCES - Village of Ubly (32-3-090)

REVENUES

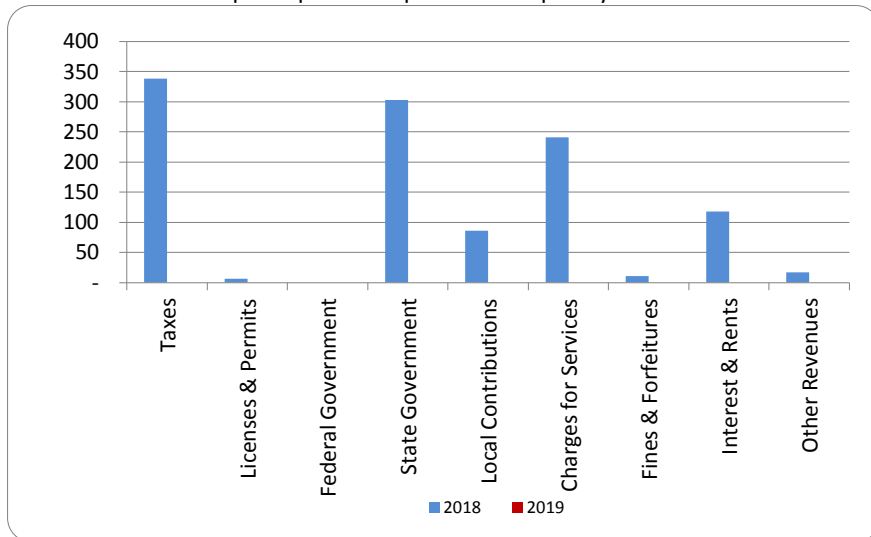
1. Where our money comes from (all governmental funds)



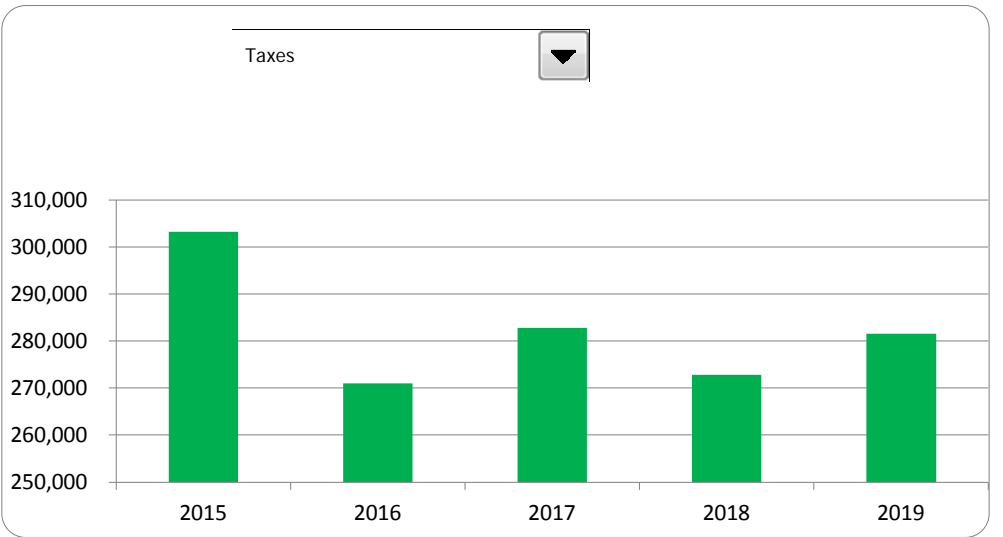
2. Compared to the prior year

	<u>2018</u>	<u>2019</u>	<u>% change</u>
Taxes	\$ 272,772	\$ 281,608	3.24%
Licenses & Permits	5,108	5,410	5.91%
Federal Government	-	-	N/A
State Government	243,860	266,346	9.22%
Local Contributions	69,482	71,849	3.41%
Charges for Services	193,990	56,256	-71.00%
Fines & Forfeitures	9,192	379	-95.88%
Interest & Rents	94,739	89,849	-5.16%
Other Revenues	13,696	21,076	53.88%
Total Revenues	\$ 902,839	\$ 792,773	-12.19%

3. Revenue sources per capita - compared to the prior year



4. Historical trends of individual sources



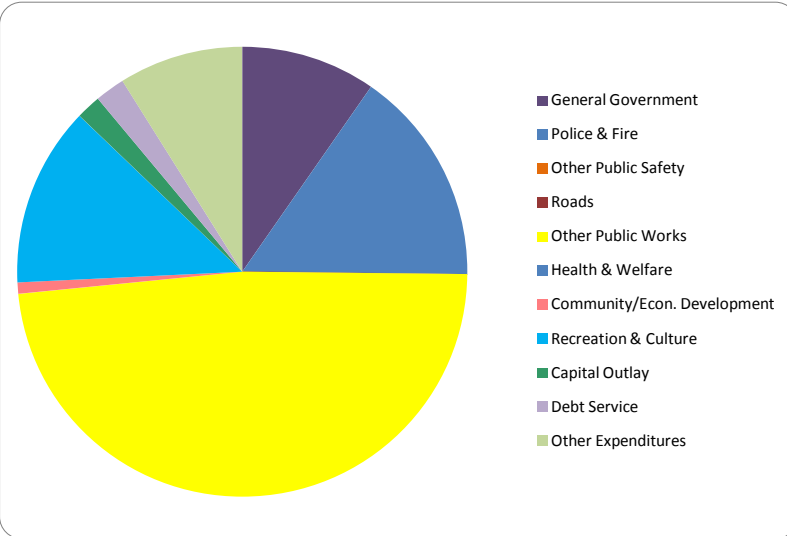
Commentary:

For more information on our unit's finances, contact Barbara Butch at 989-658-2141.

CITIZEN'S GUIDE TO LOCAL UNIT FINANCES - Village of Ubley (32-3-090)

EXPENDITURES

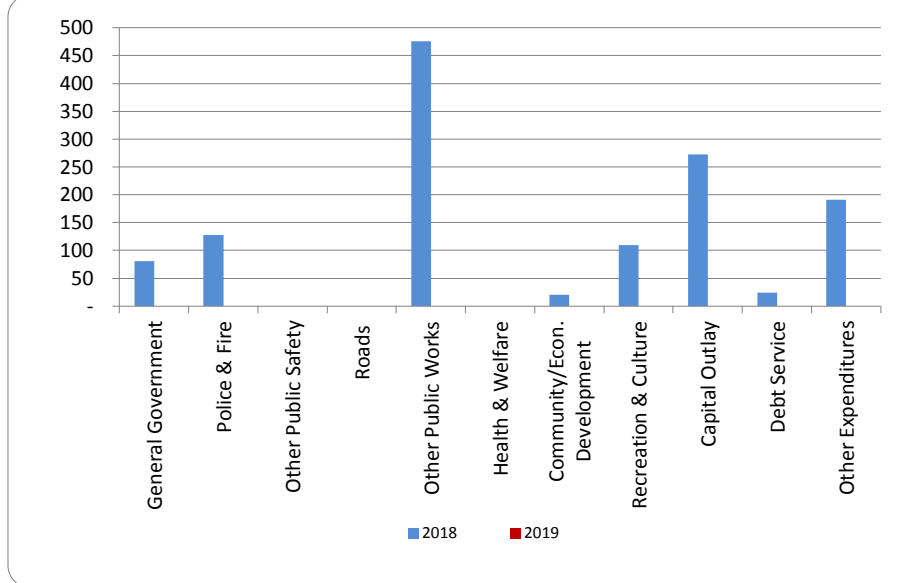
1. Where we spend our money (all governmental funds)



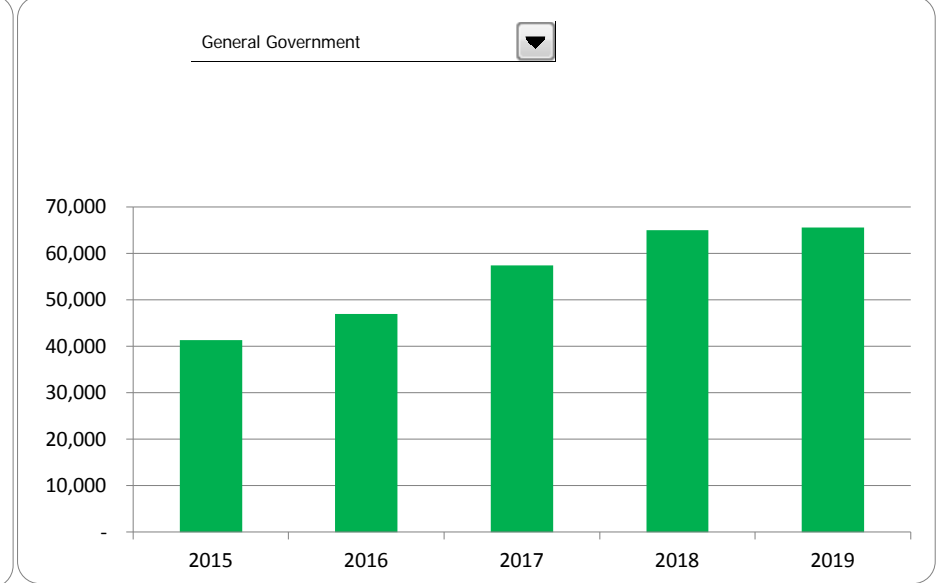
2. Compared to the prior year

	<u>2018</u>	<u>2019</u>	<u>% change</u>
General Government	\$ 64,956	\$ 65,583	0.97%
Police & Fire	103,185	104,990	1.75%
Other Public Safety	-	-	N/A
Roads	-	-	N/A
Other Public Works	383,395	327,025	-14.70%
Health & Welfare	-	-	N/A
Community/Econ. Development	16,133	5,475	-66.06%
Recreation & Culture	88,987	87,511	-1.66%
Capital Outlay	220,070	11,971	-94.56%
Debt Service	19,168	14,542	-24.13%
Other Expenditures	153,836	60,510	-60.67%
Total Expenditures	\$ 1,049,730	\$ 677,607	-35.45%

3. Spending per capita - compared to the prior year



4. Historical trends of individual departments:



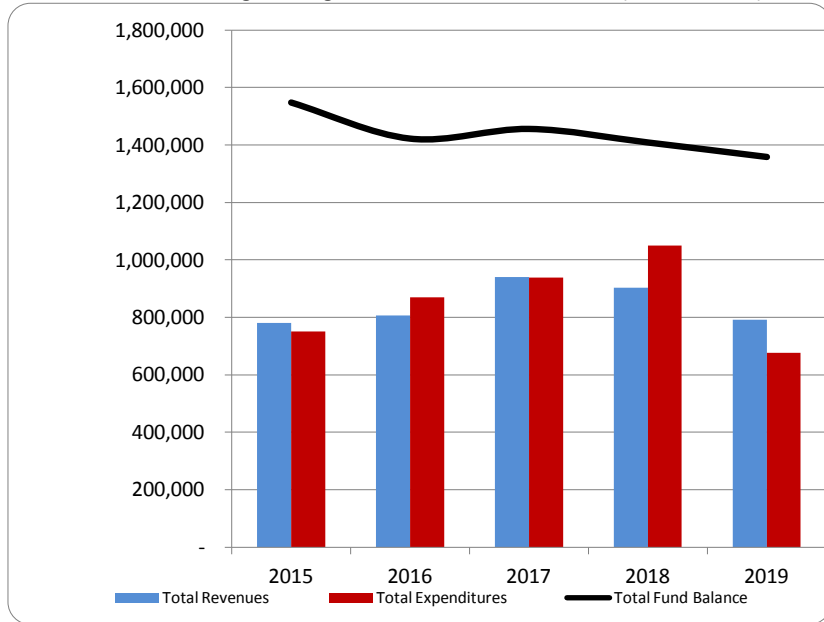
Commentary:

For more information on our unit's finances, contact Barbara Butch at 989-658-2141.

CITIZEN'S GUIDE TO LOCAL UNIT FINANCES - Village of Ubly (32-3-090)

FINANCIAL POSITION

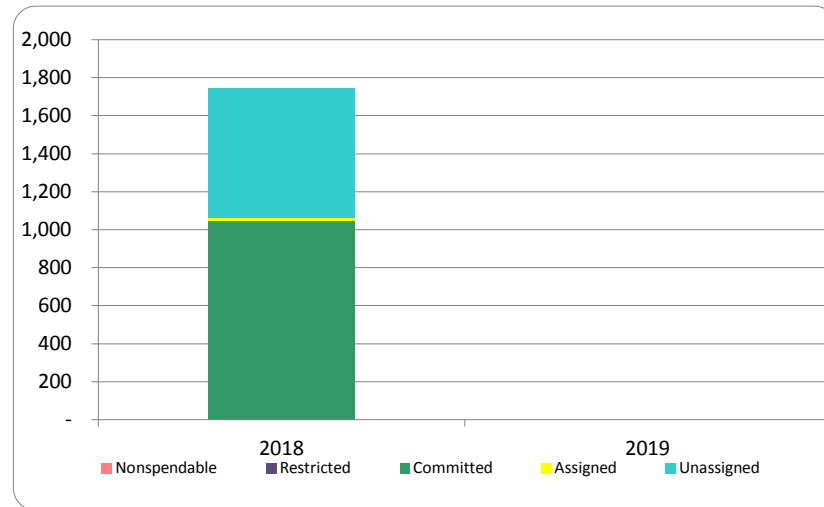
1. How have we managed our governmental fund resources (fund balance)?



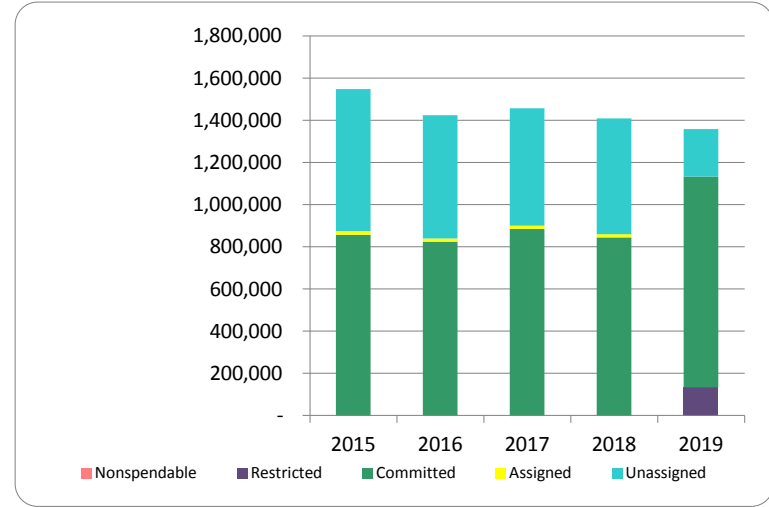
2. Compared to the prior year

	2018	2019	% change
Revenue	902,839	792,773	-12.19%
Expenditures	1,049,730	677,607	-35.45%
Surplus (shortfall)	(146,891)	115,166	-178.40%
Fund balance, by component:			
Nonspendable	-	-	N/A
Restricted	-	134,005	N/A
Committed	844,934	997,514	18.06%
Assigned	13,984	-	-100.00%
Unassigned	549,852	227,119	-58.69%
total fund balance	1,408,770	1,358,638	-3.56%

3. Fund balance per capita - compared to the prior year



4. Historical trends of individual components



Commentary:

For more information on our unit's finances, contact Barbara Butch at 989-658-2141.

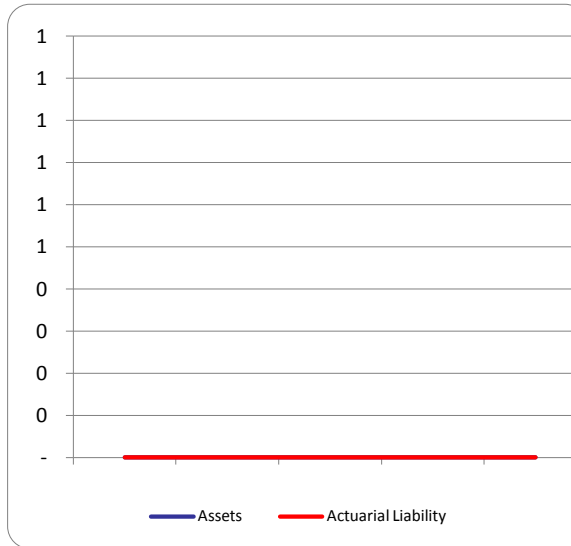
CITIZEN'S GUIDE TO LOCAL UNIT FINANCES - Village of Ubly (32-3-090)

OTHER LONG TERM OBLIGATIONS

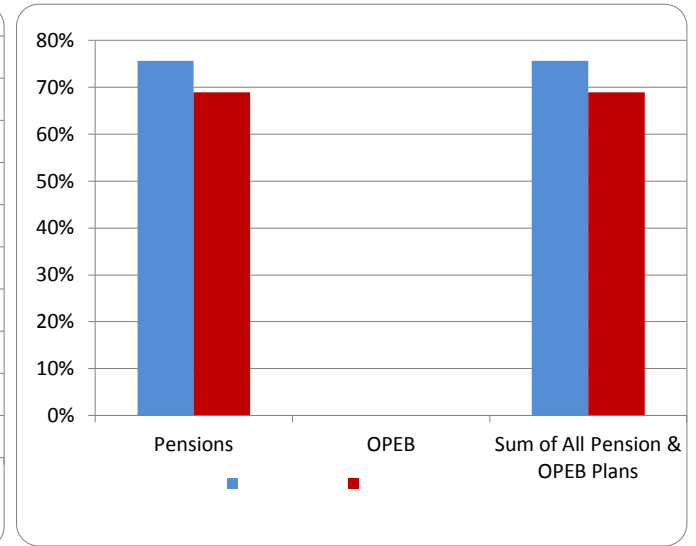
1. Pension funding status



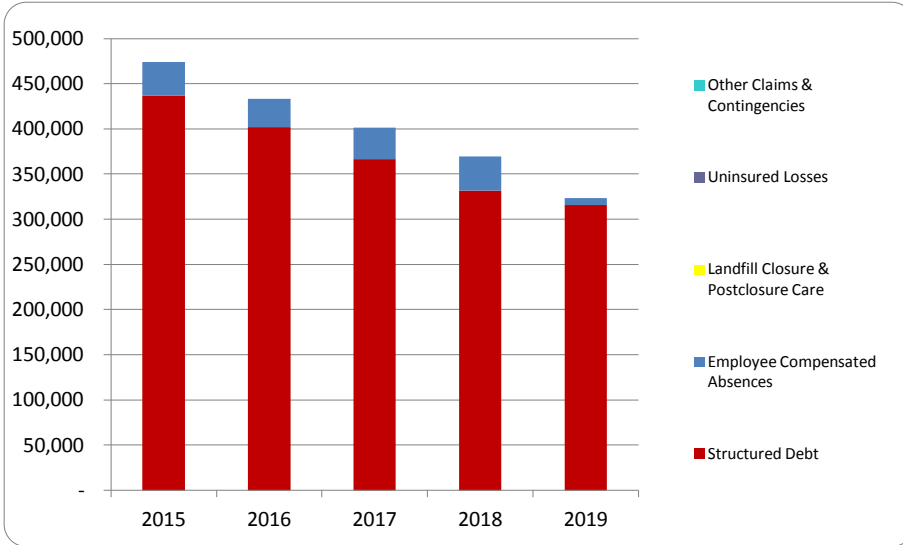
2. Retiree Health care funding status



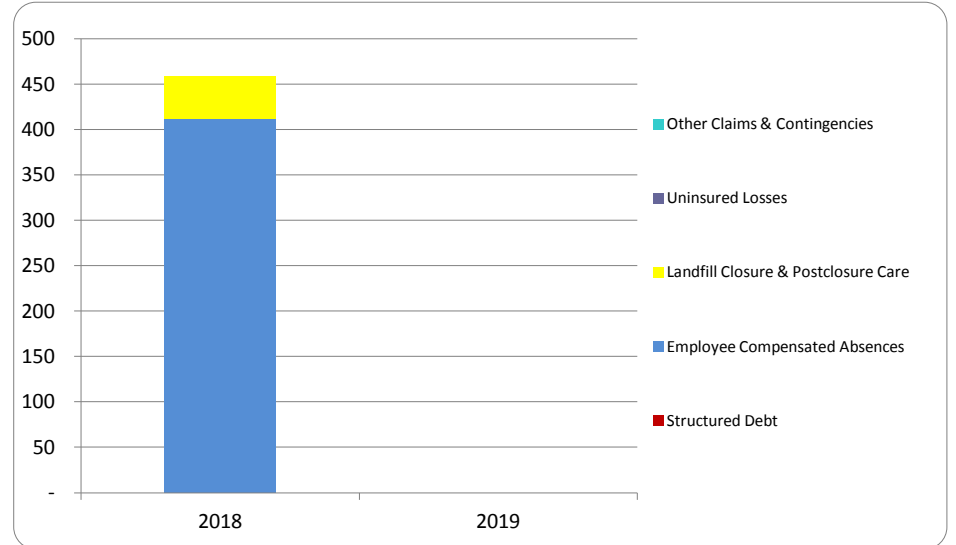
3. Percent funded - compared to the prior year



4. Long Term Debt obligations:



5. Debt & other long term obligations per capita - compared to the prior year



Commentary:

For more information on our unit's finances, contact Barbara Butch at 989-658-2141.